

# VOTER EXPERIENCE

The voting experience for members is simple and straightforward. The welcome page will either present a notice that the ballot is unavailable (because it is not yet available or has closed) or a login prompt. If you have a designated voting manager contact for voter issues like unknown member number, you may wish to put that on this page.

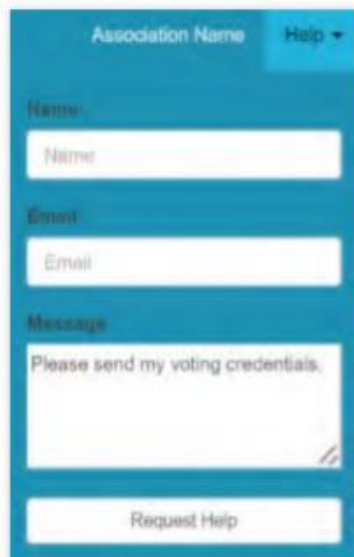
Top menu options: .....

- 1 Link to your website
- 2 Login Help Form (see below)
- 3 Link to the Voting Manager

(Login 1 & 2 are based on the voting credentials and labels you selected)




**Help Form:** Based on the information provided, the system will automatically send voting credentials to the voter's email address. However, this requires that regardless of Voter Credentials, you add the voters' email addresses to the system. If the system can't find the voter in the system, the help request will be routed to the support email address/es associated with your account so you can authenticate the Voter is authorized to vote and follow-up as appropriate.



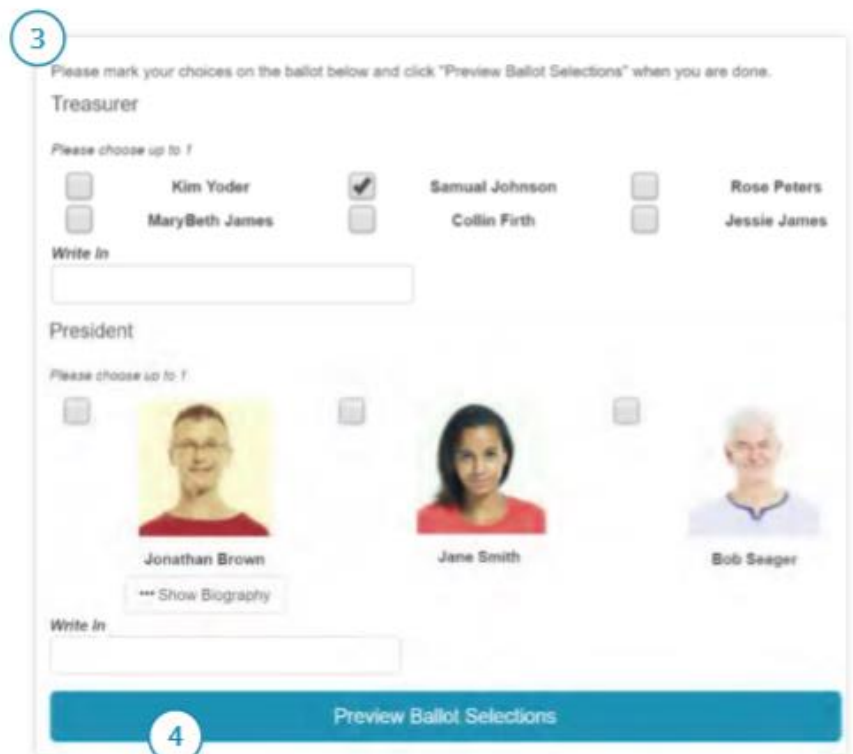
## VOTER EXPERIENCE (CONT.)

- 1 **Welcome Page:** After logging in, members will be presented with an instruction page. This is again an editable message. If there were specific instructions or guidance that would be printed on a paper ballot, this is where that could be reproduced.
- 2 Select **"Proceed to Ballot"**



- 3 **Ballot:** Once through the instructions, the user will be presented with a ballot. Any existing user selections (which might happen if the user previewed & saved but did not cast his ballot earlier) will be marked on the ballot. Otherwise, it will be blank. The ballot will enforce its own constraints – selecting a single option for an proposition, selecting up to the specified number of candidates for a position.

- 4 Select **"Preview Ballot Selections"**



## VOTER EXPERIENCE (CONT.)

- 1 **Preview Page:** The user will see a summary of his ballot selections and asked to confirm or change these.
- 2 **Select:** "Cast My Ballot"



- 3 There is also a screen warning to **confirm** "Cast My Ballot".



- 4 **Ballot Cast Page:** Once a user's ballot has been cast, he will see the ballot cast page including Voting Receipt (if selected by VM). The Voting Receipt can be printed and emailed.

